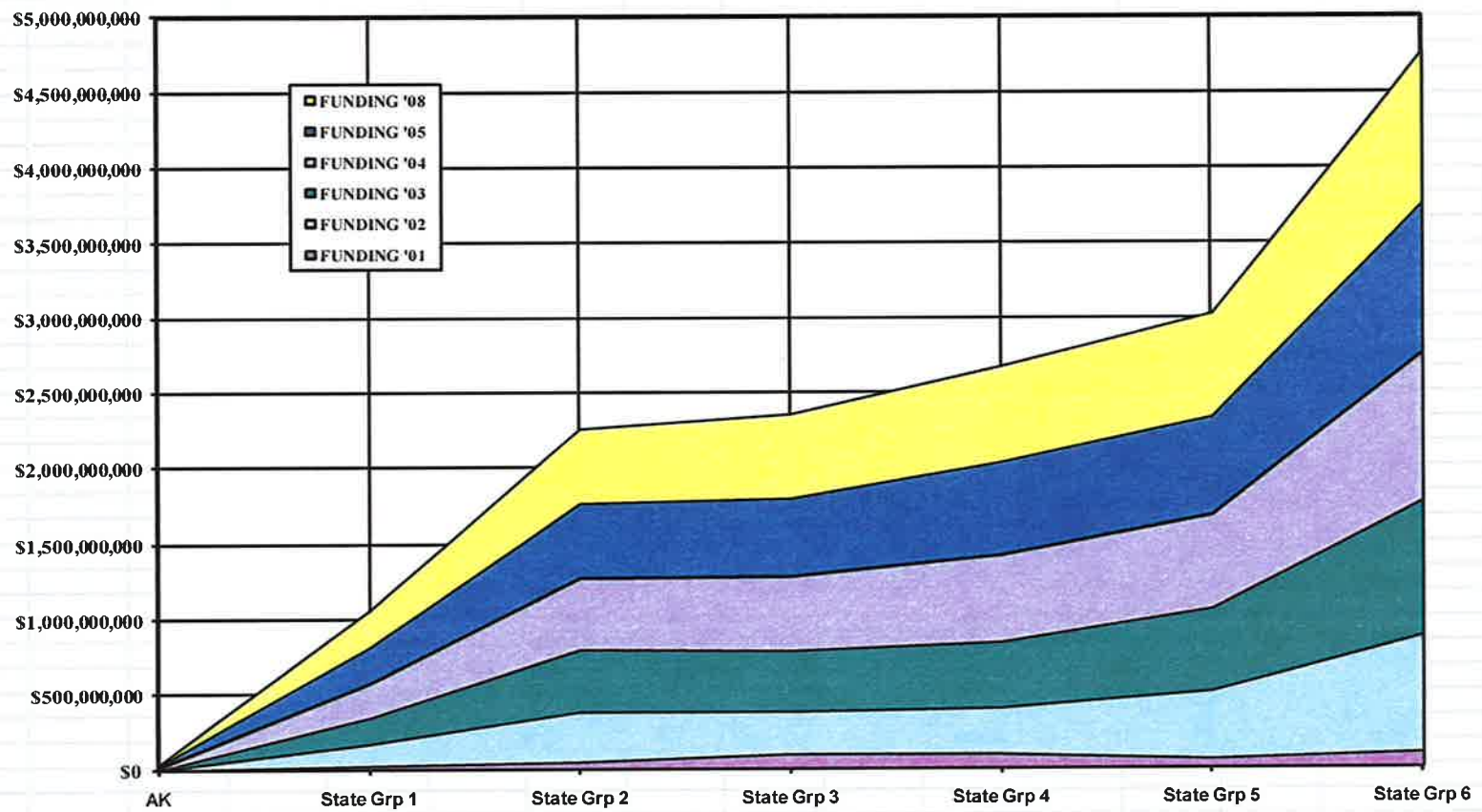


<u>USDA NRCS</u>	<u>AK</u>	<u>State Grp 1</u>	<u>State Grp 2</u>	<u>State Grp 3</u>	<u>State Grp 4</u>	<u>State Grp 5</u>	<u>State Grp 6</u>
FUNDING '01	\$523,300	\$23,572,200	\$46,070,000	\$96,886,800	\$94,333,500	\$58,583,800	\$100,812,200
FUNDING '02	\$1,858,729	\$147,589,571	\$337,666,933	\$285,971,761	\$311,730,868	\$456,313,668	\$782,988,265
FUNDING '03	\$2,690,824	\$177,373,957	\$419,172,204	\$408,548,877	\$439,887,410	\$551,914,681	\$892,447,777
FUNDING '04	\$13,191,500	\$ 228,832,615	\$474,691,192	\$493,710,581	\$577,975,112	\$618,639,035	\$984,826,154
FUNDING '05	\$13,275,403	\$ 240,457,020	\$489,947,085	\$512,247,027	\$609,428,025	\$649,026,327	\$998,108,837
FUNDING '08	\$ 7,109,596	\$ 246,149,300	\$492,214,037	\$559,008,362	\$641,563,985	\$693,751,361	\$1,006,862,050
ACRES	365,039	349,215	360,604	351,723	365,566	368,088	354,345
CUMULATIVE	\$38,649,352	\$1,063,974,663	\$2,259,761,451	\$2,356,373,408	\$2,674,918,900	\$3,028,228,872	\$4,766,045,283

USDA NRCS CUMMULATIVE FUNDING FOR PRIVATE LANDOWNERS



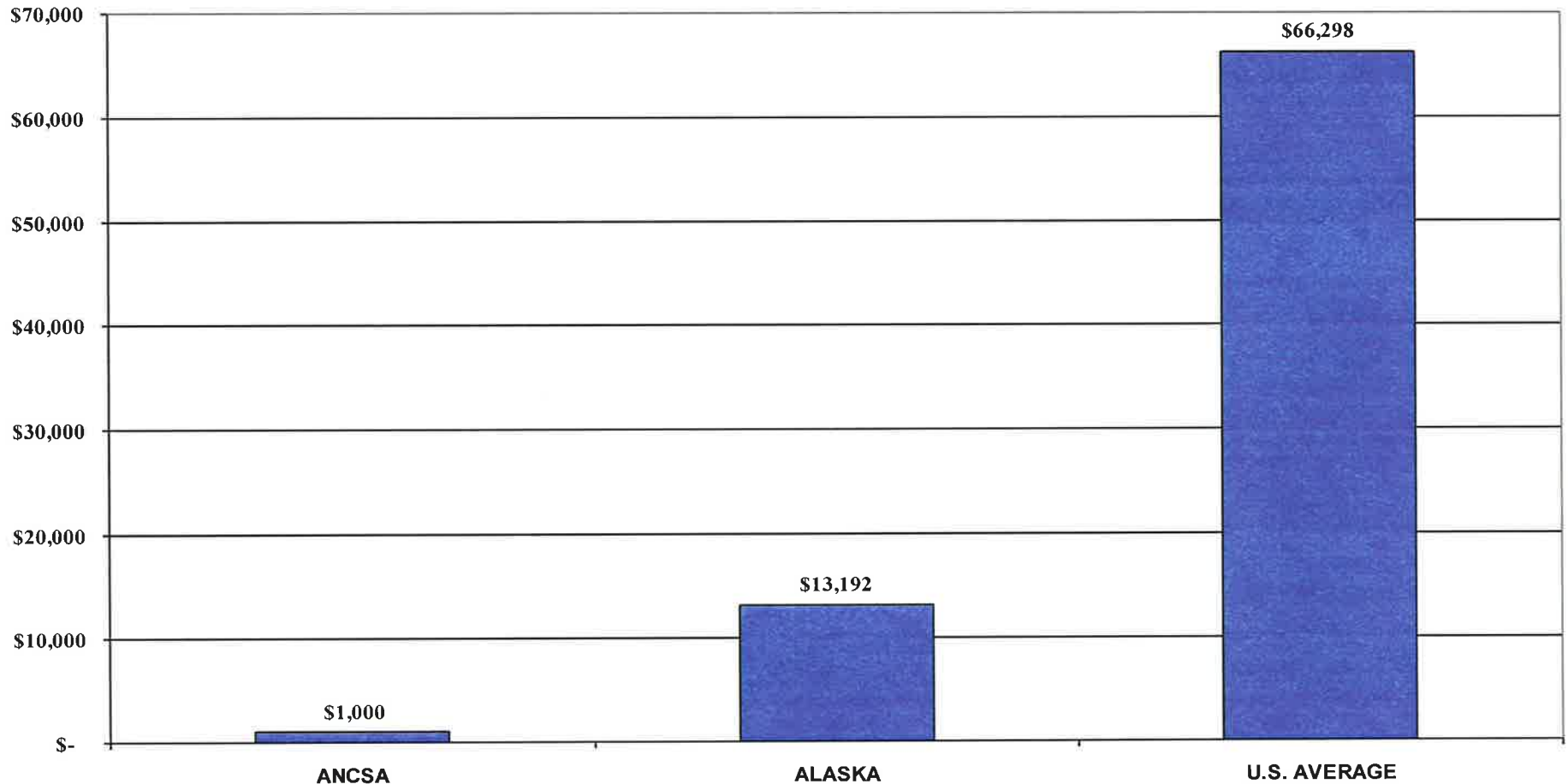
Each group of states listed below has approximately the same total acreage as the State of AK - 365 million acres.

STATE GROUPINGS

- Group 1: NM/AZ/
NV/CO/WY
- Group 2: TX/CA/MT
- Group 3: FL/AR/AL/
NC/NY/MS/PA/LA/
TN/OH/KY/VA
- Group 4: NC/NY/MS/
PA/LA/TN/OH/KY/
VA/IN/ME/SC/WV/
MD/VT/NH/MA/
NJ/HV/CT/DE/RI
- Group 5: OR/ID/UT/
KS/MS/NE/SD
- Group 6: ND/MO/
OK/WA/GA/MI/IA/
IL/WI

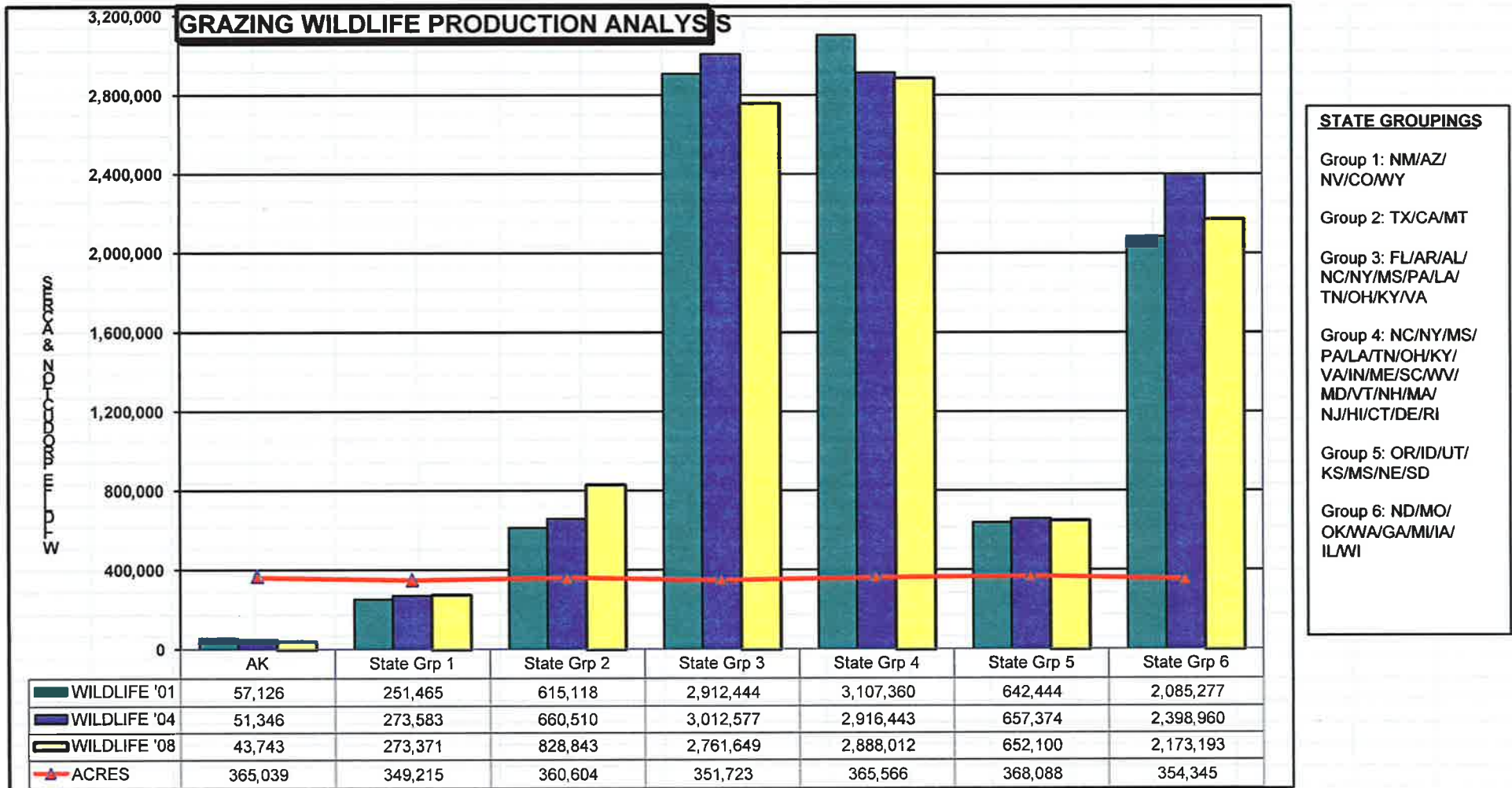
USDA NRCS 2004 PRIVATE LANDOWNER FUNDING COMPARISON

FUNDING (000)



US AVERAGE Excludes ANCSA and ALASKA

This chart represents the best available data on USDA NRCS funding levels to Alaska and the Alaska Native community in 2004. It is noteworthy that from agency verbal reports, only 50,000 acres of land owned by non-natives was eligible for this funding. Assuming that to be true then it appears that Alaska Native landowners were funded at a rate approaching 1/10th of 1% of the funding NRCS provided to Alaska non-native landowners. In the period from 2001 to 2008 Alaska's wildlife harvests dropped 23%. In the period of 2004 to 2008 USDA NRCS funding for Alaska dropped by 46 %.



This chart documents the grazing (hoofed wildlife) harvests, in America during the years of 2001, 2004 and 2008. Alaska is the only region of the nation that lost 23% of its wildlife harvest during this period. Alaska is also the only region that was subjected to a USDA NRCS funding decrease of 46%.

The first big study of homeless teenagers and young adults in Anchorage paints a disturbing picture.

Many moved from rural Alaska to stay with relatives, but the move didn't work out, Martin said. The kid ends up couch surfing, on the streets and eventually the shelter.

Teens are fleeing the villages for the same reasons as adults, Martin said. They are trying to find jobs or get an education, or want to escape the high cost of living in the Bush. Most of the rural kids are Alaska Native. From 1999 to 2008, the number of homeless Native youths at the shelter nearly doubled -- from 75 to 133.

